


FUELLING NEXT ROUND OF DEVELOPMENT BY BUILDING ON PAST SUCCESS

2015 Annual Results Presentation

February 2016



中國光大國際有限公司
CHINA EVERBRIGHT INTERNATIONAL LIMITED

Forward-looking statements

This presentation may contain forward-looking statements. Any such forward-looking statements are based on a number of assumptions about the operations of China Everbright International Limited (the "Company") and factors beyond the Company's control and are subject to significant risks and uncertainties, and accordingly, actual results may differ materially from these forward-looking statements. The Company undertakes no obligation to update these forward-looking statements for events or circumstances that occur subsequent to such dates.

The information in this presentation should be considered in the context of the circumstances prevailing at the time of its presentation and has not been, and will not be, updated to reflect material developments which may occur after the date of this presentation. The slides forming part of this presentation have been prepared solely as a support for oral discussion about background information about the Company. No representation or warranty, express or implied, is made as to, and no reliance should be placed on, the fairness, accuracy, completeness or correctness of any information or opinion contained herein. It should not be regarded by recipients as a substitute for the exercise of their own judgment. Information and opinion contained in this presentation may be based on or derived from the judgment and opinion of the management of the Company. Such information is not always capable of verification or validation. None of the Company or financial adviser of the Company, or any of their respective directors, officers, employees, agents or advisers shall be in any way responsible for the contents hereof, or shall be liable for any loss arising from use of the information contained in this presentation or otherwise arising in connection therewith. This presentation does not take into consideration the investment objectives, financial situation or particular needs of any particular investor. It shall not be construed as a solicitation or an offer or invitation to buy or sell any securities or related financial instruments. No part of it shall form the basis of or be relied upon in connection with any contract or commitment whatsoever. This presentation may not be copied or otherwise reproduced.

Agenda



- **Results Highlights**
- **Financial Review**
- **Energy Conservation & Emission Reduction**
- **Project Summary**
- **Q & A**
- **Appendix – Project List**

Results Highlights



Results Highlights (1)

- **Remarkable achievements in market expansion**

- Secured 34 environmental protection projects and acquired Dalian Dongda with a total investment of over RMB10 billion, making record highs in both the number of new projects and investment amount
- Established business presence in 14 provinces and municipalities, more than 70 counties and cities in the PRC, as well as in Germany, further consolidating the Group's leading position in the industry
- Development strategy of moving "From Coastal Areas to Inland Cities, from Cities to Rural Areas, from Domestic to Overseas Markets" is in full swing
- Tapped into overseas markets through project tendering, M&A, technology introduction, and external sales of equipment

5

Results Highlights (2)

- **Well-capitalized for development**

- Abundance of cash on hand, with a reasonable gearing ratio of 52% and a healthy financial position
- Cash on hand amounting to HKD6.7 billion and unutilized banking facilities of HKD6.3 billion. Available funds reached HKD13 billion
- Strong financial resources to further boost the sustainable, stable and rapid development of the Group



6

Results Highlights (3)

- **Roll-out of a new management structure**
 - Pushed forward management restructuring, involving establishment of six regional management centers in Suzhou, Nanjing, Changzhou, Jinan, Central Anhui and Northern Anhui:
 - Improved integration and synergy of projects within different regions
 - Optimized the allocation of resources
 - Strengthened support from existing projects to new projects
 - Promoted the philosophy of “all-round coordination as in a chess game”, with the four major business sectors advancing together:
 - Environmental Energy
 - Environmental Water
 - Greentech
 - Envirotech

7

Results Highlights (4)

- **Environmental Energy continues to lead the way**
 - Environmental Energy remained the core business of the Group and maintained a strong momentum of growth
 - Impressive results in market expansion:
 - Secured 12 waste-to-energy projects with an increased daily waste processing capacity of 6,450 tonnes
 - Entered the food waste treatment market, securing 2 food waste treatment projects
 - Maintaining a leading position:
 - 21 waste-to-energy projects have completed construction and commenced operation, 8 projects are under construction and 17 projects are in the preparatory stage
 - The total designed daily household waste processing capacity amounted to 37,800 tonnes
 - A leading investor and operator of waste-to-energy projects in China and in Asia
 - Undertaking of environmental and social responsibilities:
 - Continued improvement in treatment techniques, construction, operation management and efficiency
 - Took the lead in disclosing the emission indicators of its projects, becoming an industry pioneer in information disclosure in China

8

Results Highlights (4) (cont'd)

- **Environmental Energy continues to lead the way**
 - Development of business models:
 - Actively explored new business models, including PPP and entrusted operation models
 - Constantly leveraging experience in construction and operational solutions under complex environments
 - Adopted an entrusted operation model to operate projects and expanded areas for development

9

Results Highlights (5)

- **Expansion of Environmental Water business**
 - Everbright Water focused on internal integration in 2015
 - Outstanding results in market expansion:
 - Completed acquisition of Dalian Dongda's 17 waste water treatment projects, increasing the contracted daily waste water treatment volume by 1,125,000m³
 - Secured 4 new waste water treatment projects and 1 reusable water project
 - Established a presence in Beijing, Shandong, Jiangsu, Shaanxi, Henan, Liaoning and Inner Mongolia
 - Significant boost in capital strength:
 - Introduced 2 globally renowned investment institutions, IFC and RRJ, as strategic investors to improve the Group's shareholding structure
 - Obtained a long-term loan facility of USD140 million from IFC, which provided sufficient funds for its new round of development

10

Results Highlights (6)

● Greentech sets sail

- Established Greentech sector to replace the previous alternative energy sector
- 46 greentech projects including biomass integrated utilization, hazardous waste treatment, photovoltaic energy and wind power projects
- Kicked off market expansion:
 - Secured 12 urban-rural integration projects, 2 biomass integrated utilization projects and 1 hazardous waste treatment project
- Biomass integrated utilization projects:
 - Developed multiple biomass business models, including the urban-rural integration model, the direct combustion power generation model, the biomass cogeneration/centralized heating model and the biomass molding fuel model
 - Pioneer in developing urban-rural integration projects, which effectively reduced costs through sharing facilities under a centralized management, thus creating a novel solution for environmental restoration in small counties and towns

11

Results Highlights (7)

● Environmental Protection Technology leads development

- Established the Everbright Environmental Protection Technology Institute, which delivers increasingly mature technological solutions
- Successfully imported the hazardous waste countercurrent rotary kiln technology from Belgian company BIC and the water-cooling grate furnace technology from Swiss company Stiefel, thereby further improving the Group's technological development capabilities
- Waste incineration technologies certified to have reached international advanced standards based on a comprehensive assessment
- Granted 7 invention patents, 24 utility invention patents and 3 software copyright licenses
- Project subsidies amounted to a record RMB227 million

12

Results Highlights (7) (cont'd)

- **Environmental Protection Technology leads development**
 - Launched the “Made by Everbright” series - integrating R&D, production and external sales

 - Accelerated technological innovations and product development
 - The 600-tonne/day incinerator was successfully developed and put into use in projects
 - The 750-tonne/day grate furnace was installed in the Wujiang Project, which had shorten the installation time and improved construction efficiency
 - The licensed Martin-furnaces operated smoothly at the Changzhou Xinbei Project, substantially lowering the costs

 - Accelerated market expansion
 - In 2015, the external sales of waste incineration, gas purification system and leachate treatment equipment set a new record again with a total contract value approximately RMB240 million
 - Made breakthroughs in market distribution by introducing the Group’s core equipment into northern, central and western regions of China

13

Results Highlights (7) (cont'd)

- **Environmental Protection Technology leads development**
 - Speeded up the production and commissioning of equipment
 - Changzhou Equipment Manufacturing Project Phase II completed construction and commenced operation, doubling the capacity
 - Completed the production and commissioning of 13 sets of incinerators
 - Completed the commissioning of 8 sets of gas purification systems
 - Completed the production of 7 sets of leachate treatment systems
 - Met growing internal demand and created new opportunities for external sales

14

Results Highlights (8)

- **Positive progress of project construction**
 - Project construction progressed smoothly, offering strong support to the Company's profit growth
 - During the year under review, 15 projects completed construction and commenced operation
 - 6 waste-to-energy projects (Ningbo Project Phase II, Zhenjiang Project Phase II, Boluo Project, Rizhao Project, Changzhou Xinbei Project and Weifang Project)
 - 1 sludge treatment project (Sanya Sludge Treatment Project)
 - 5 water treatment projects (Sanmenxia Project, Yangzhou Jiangdu Project Phase II, Binzhou Project Phase II, Nanjing Pukou Project Phase II and Zibo Reusable Water Project)
 - 2 greentech projects (Changfangshan and Zhaojiashan Wind Power Projects)
 - Equipment Manufacturing Project Phase II
 - 22 projects are under construction, commanding a total investment exceeding RMB7.740 billion, building a solid foundation for future growth

15

Results Highlights (9)

- **Improvement of human resources strategy**
 - People-oriented, systematic management
 - Talent fostering as an important strategy of the company:
 - Recruited talent through internal training, as well as local, domestic, overseas and on-campus recruitments
 - Created conditions for and encouraged competitive selection of the Company's management
 - Built up a talent pool, and created a tiered talent development strategy with a replacement mechanism, in order to ensure that employee development is in line with the Company's new round of development
 - Organized training courses to improve the overall quality of staff
 - Arranged senior managers and technical staff to participate in a CEO course (5th session) and a Master in Engineering course (3rd session) at Tsinghua University

16

Results Highlights (10)

- **Comprehensive management with improved capability**
 - Focused on adjustments to the new management structure and improving the new management system

Pre-event risk control:	In-process risk inspection:	Post-event internal monitoring and control:
<p>Risk management mechanism:</p> <p>The Risk Management Advisory Committee: responsible for monitoring and assessing risks on a regular basis in order to improve risk assessment and investment reviews.</p>	<p>Financial management mechanism:</p> <p>The financial budget is executed upon approval by the Board. Relevant procedures are in place to assess, review and approve major capital and recurrent expenditures; regular reviews and comparisons between operating results and the budget are also implemented.</p>	<p>Independent internal audit department:</p> <ul style="list-style-type: none"> ● The internal audit department is responsible for auditing internal of the Group and reports directly to the Audit Committee. ● The department implements internal auditing in accordance with relevant laws and regulations, as well as the Company's rules and policies, exercising the auditing and supervision role independently. ● The auditing focuses on the authenticity, compliance and safety of the company's operation and management activities, such as the construction and execution of internal control mechanisms, financial income and expenditure management, asset management and project construction management. ● Centered on the internal system, the department focuses on reinforcing auditing and improving the in-process audit of major matters in order to improve governance levels.
<p>Technological risk mechanism:</p> <p>The Engineering and Technology Management Committee: responsible for assessing the technology used in different investment projects.</p>	<p>Risk management mechanism:</p> <ul style="list-style-type: none"> ● The company has internal control procedures in place to ensure the complete, accurate and timely record of accounting and management information. ● Examinations and reviews are carried out regularly to ensure that financial statements are properly prepared in line with the generally accepted accounting principles, the Group's accounting policies and the applicable laws and regulations. 	
<p>Financial supervision mechanism:</p> <p>The Budget Approval Management Committee: responsible for managing budgets stringently and focusing on monitoring project construction budgets.</p>		

17

Results Highlights (10) (cont'd)

- **Overall management capacity improved**
 - Pushed forward the establishment of the Environment, Safety, Health and Social Responsibility System (“ESHS”)
 - Strengthened corporate governance, lower costs and improve efficiency
 - Prevent accidents, meet discharge requirements, avoid risks, look after employees and give back to society
 - Driving the Group towards becoming an outstanding enterprise under a new round of development, by attaching great importance to environmental and social responsibilities

18

Results Highlights (11)


- **Continuous efforts to create benefits for society**
 - Everbright International Environmental Protection Charitable Foundation is committed to improving environmental protection education. It supported the “Earth Hour” campaign held by WWF-HK for two consecutive years
 - Organized student groups to visit relevant projects, arranged symposiums and workshops, and appointed student ambassadors to deliver messages about environmental protection to Hong Kong residents with the aim of improving environmental awareness
 - Built a strategic partnership with China Ecological Civilization Research and Promotion Association and Chinese Society for Environmental Sciences in order to promote environmental protection education
 - Took a leading role and participated in the compilation of waste incineration standards and regulations in China
 - Made use of the Company’s environmental protection projects as local environmental protection education bases and industrial tourism attractions, receiving around 48,000 visitors from home and abroad in 2015

19

Results Highlights (12)

- **Rising brand value**
 - Included as a constituent stock of:
 - MSCI China Index (since 2013)
 - Hang Seng China-Affiliated Corporations Index (since 2013)
 - Hang Seng Mainland 100 Index (since 2014)
 - Hang Seng Corporate Sustainability Index (since 2014)
 - Hang Seng Corporate Sustainability Benchmark Index (since 2010)

20

- 
- Evolving from a traditional company to a high-tech company and transforming from an environmental protection enterprise to a low-carbon industry player
-

- Establishing a leading position in China's environmental protection industry with mature technology and advanced management



Financial Review

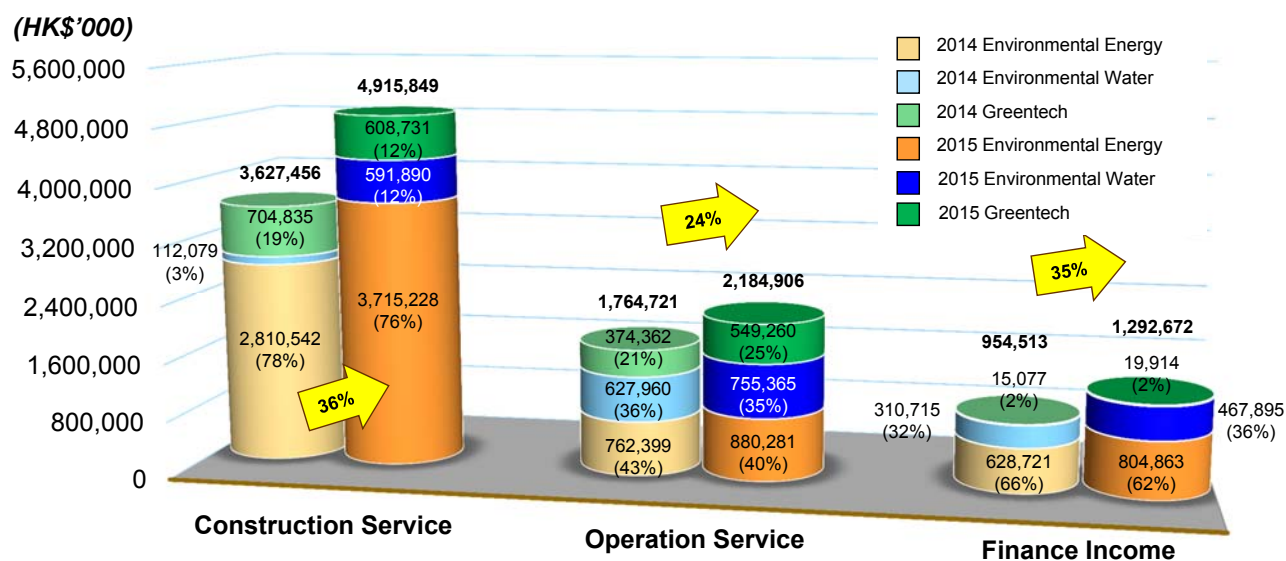


Financial Review

(HK\$'000)	For the year ended 31 December		Change
	2015	2014	
Turnover	8,534,531	6,355,120	34%
Gross profit	3,908,830	2,968,560	32%
EBITDA	3,754,449	2,795,219	34%
Profit attributable to equity shareholders	2,084,888	1,703,147	22%
Basic EPS	HK46.50 cents	HK37.99 cents	22%
Dividends per share	HK18.5 cents	HK11 cents	68%

23

Turnover Analysis of Environmental Protection Business – by Activity



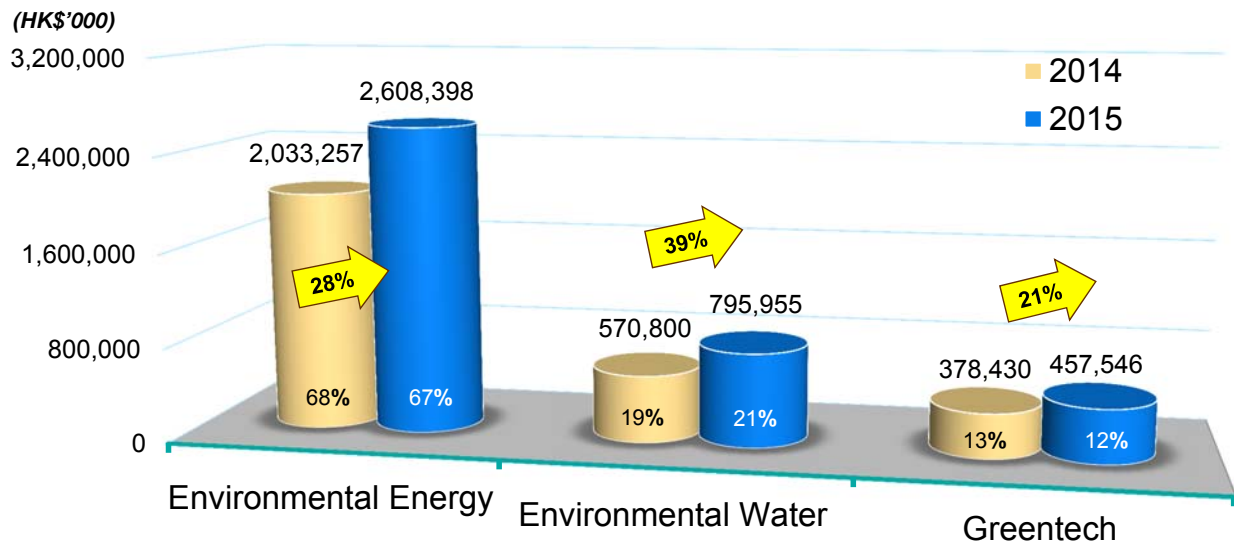
Turnover of Environmental Protection Business:

2015: HK\$8,393,427,000 (up 32%)

2014: HK\$6,346,690,000

24

EBITDA Analysis of Environmental Protection Business



EBITDA of Environmental Protection Business:

2015: HK\$3,861,899,000 (up 29%)

2014: HK\$2,982,487,000

25

Key Financial Figures

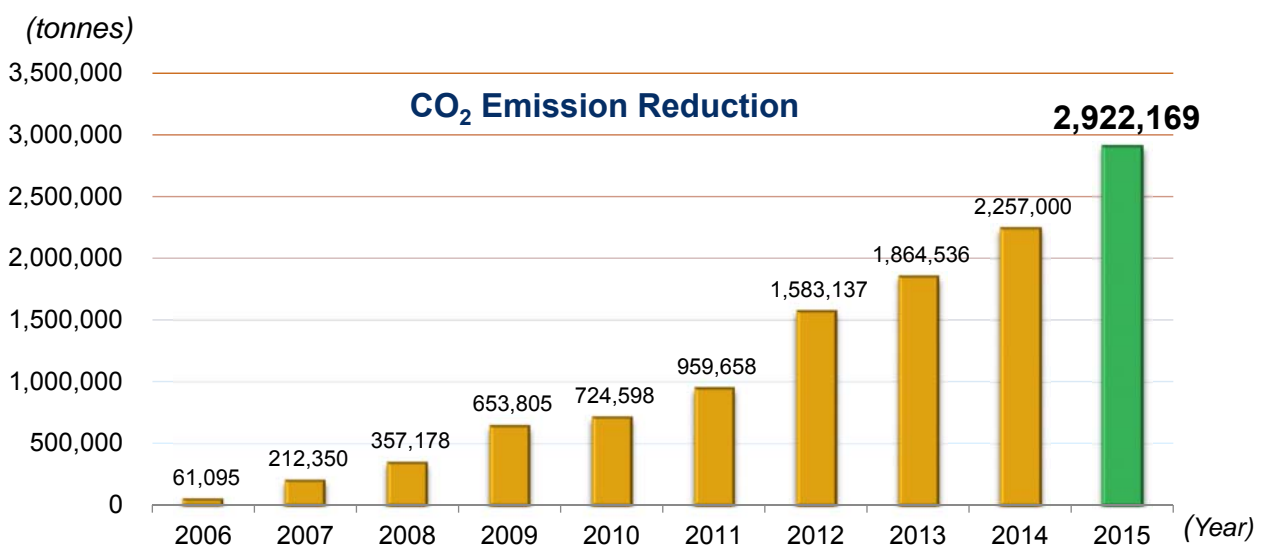
	As at 31/12/2015	As at 31/12/2014	Change
Total assets (HK\$ 'Mil)	40,623	31,200	30%
Total liabilities (HK\$ 'Mil)	21,203	13,357	59%
Shareholders' equity (HK\$ 'Mil)	17,196	16,263	6%
Cash on hand (HK\$ 'Mil)	6,673	5,150	30%
Current ratio (%)	182	170	12ppts
Gearing ratio (%) (Total liabilities/Total assets)	52	43	9ppts

26

Energy Conservation & Emission Reduction



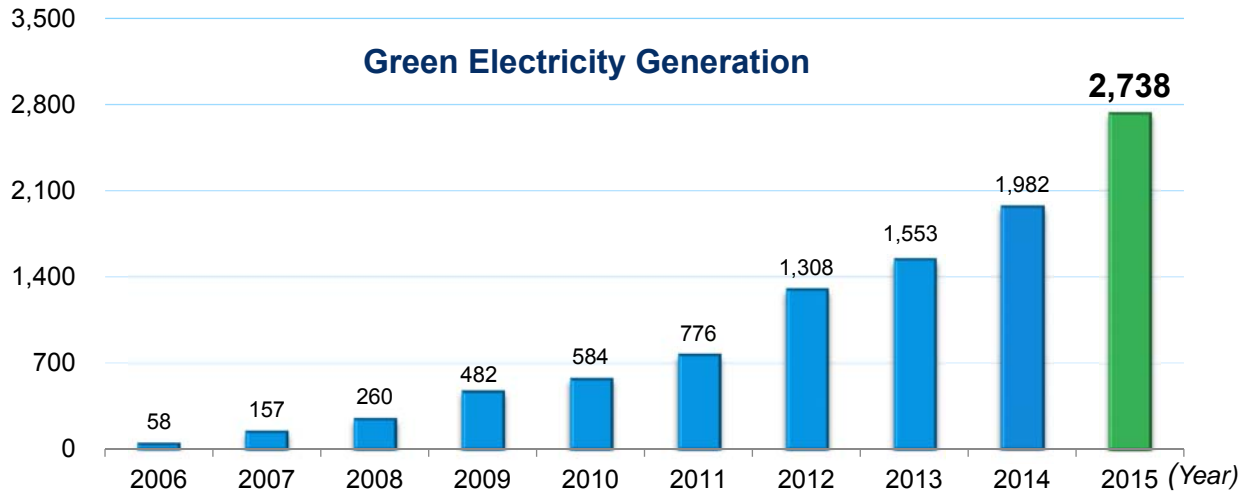
Energy Conservation & Emission Reduction (1)



- In 2015, the Group generated green electricity of 2,738 million kWh, equivalent to standard coal saving of 1.095 million tonnes and hence reduced CO₂ emission of 2.922 million tonnes. Since the operation of its first environmental protection project in 2005, the accumulated green electricity generation reached 9.90 billion kWh, equivalent to standard coal saving of 3.959 million tonnes and reduction of CO₂ emission of approximately 11.595 million tonnes.

Energy Conservation & Emission Reduction (2)

(million kWh)

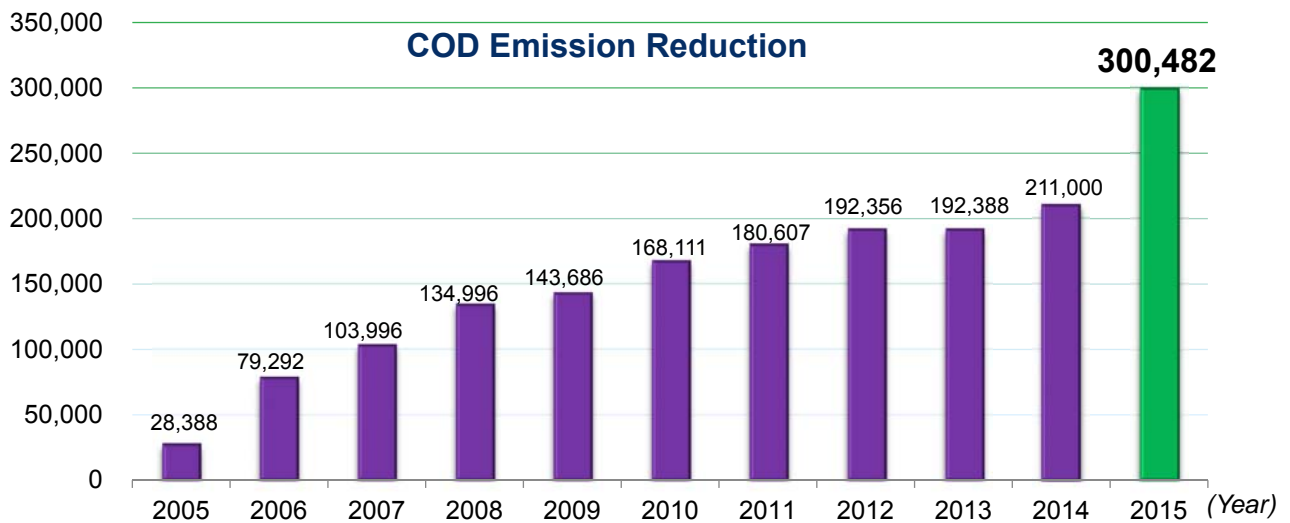


- In 2015, green electricity generated by waste-to-energy, methane-to-energy, biomass power generation and photovoltaic energy projects was 2,738 million kWh which fulfilled the annual electricity consumption of approximately 2.282 million households. Since the operation of its first environmental protection project in 2005, the accumulated green electricity generation reached 9.90 billion kWh which fulfilled the annual electricity consumption of approximately 8.249 million households.

29

Energy Conservation & Emission Reduction (3)

(tonnes)



- In 2015, the Group treated waste water and leachate of 899 million m³ and 1.353 million m³ respectively which reduced COD emission of approximately 300,000 tonnes. Since the operation of its first environmental protection project in 2005, the accumulated waste water and leachate treatment volume reached 4.66 billion m³ and 5.165 million m³ respectively and COD emission reduction was approximately 1.735 million tonnes.

30

Project Summary



- Environmental Energy
- Environmental Water
- Greentech

Environmental Energy

- **Waste-to-energy project: 46 projects, with a total daily processing capacity of 37,800 tonnes**
 - 21 projects completed construction and commenced operation, with a total daily processing capacity of 18,550 tonnes
 - 8 projects under construction, with a total daily processing capacity of 9,250 tonnes
 - 17 projects in the preparatory stage, with a total daily processing capacity of 10,000 tonnes
- **Methane-to-energy project:**
 - 2 projects completed construction and commenced operation
- **Sludge treatment and disposal project:**
 - 1 project completed construction and commenced operation, with a total annual processing capacity of 18,000 tonnes
- **Food waste treatment project:**
 - 1 project under construction, with a total annual processing capacity of 37,000 tonnes
 - 1 project in the preparatory stage, with a total annual processing capacity of 37,000 tonnes

Environmental Water

- **Waste water treatment project: 60 projects, with a total daily treatment capacity of 3,830,000 m³**
 - 53 projects completed construction and commenced operation, with a total daily treatment capacity of 3,480,000 m³
 - 4 projects under construction, with a total daily treatment capacity of 185,000 m³
 - 3 projects in the preparatory stage, with a total daily treatment capacity of 165,000 m³
- **Reusable water project: 5 projects, with a total daily treatment capacity of 81,000 m³**
 - 4 projects completed construction and commenced operation, with a total daily treatment capacity of 61,000 m³
 - 1 project in the preparatory stage, with a total daily treatment capacity of 20,000 m³
- **Waste water source heat pump project:**
 - 2 projects completed construction and commenced operation

33

Greentech

- **Biomass integrated utilization project: 23 projects, with an annual agricultural waste processing capacity of 3,970,000 tonnes, daily waste processing capacity of 3,500 tonnes, annual power generation capacity of 3.12 billion kWh, and an annual heating capacity of 1,370,000 tonnes**
 - 2 projects completed construction and commenced operation, with a total daily processing capacity of 600,000 tonnes
 - 5 projects under construction, with a total daily processing capacity of 1,000,000 tonnes
 - 16 projects in the preparatory stage
- **Hazardous waste treatment project: 13 projects, with a total annual processing capacity of 293,150 tonnes**
 - 4 projects completed construction and commenced operation, with a total annual processing capacity of 63,650 tonnes
 - 4 project under construction with a total annual processing capacity of 69,400 tonnes
 - 5 projects in the preparatory stage with a total annual processing capacity of 160,100 tonnes
- **Wind power generation project:**
 - 2 projects completed construction and commenced operation and are expected to generate annual on-grid electricity of 230,000,000 kWh
- **Photovoltaic energy project:**
 - 8 projects completed construction and commenced operation and are expected to generate annual on-grid electricity of 35,516,000 kWh

34

Corporate Positioning



- **High Starting Point**
- **Wider Horizon**
- **Stronger Cohesiveness**
- **Full Effort**
- **Steady Development**
- **Advanced Technology**
- **Excellent Quality**
- **Better Efficiency**

35

Corporate Positioning

- Leveraging talent, science and technology to drive the development of the Group's four major business sectors - Environmental Energy, Environmental Water, Greentech and Envirotech
- Becoming the world leading player in the green environmental protection industry

36

Q & A



Thank You



Appendix Project List



Environmental Energy (1)

Operating Projects:

Project Name	Daily waste processing capacity (tonne)	Total Investment (RMB'mil)
Suzhou Waste-to-energy Project Phase I	1,050	489
Suzhou Waste-to-energy Project Phase II	1,000	450
Suzhou Waste-to-energy Project Phase III	1,500	750
Yixing Waste-to-energy Project Phase I	500	238
Jiangyin Waste-to-energy Project Phase I	800	389
Jiangyin Waste-to-energy Project Phase II	400	205
Changzhou Waste-to-energy Project	800	413
Zhenjiang Waste-to-energy Project Phase I	1,000	413
Jinan Waste-to-energy Project	2,000	901
Suqian Waste-to-energy Project	600	324
Sub-total	9,650	4,572

Environmental Energy (2)

Operating Projects:

Project Name	Daily waste processing capacity (tonne)	Total Investment (RMB'mil)
Ningbo Waste-to-energy Project Phase I	1,000	560
Nanjing Waste-to-energy Project Phase I	2,000	1,030
Pizhou Waste-to-energy Project Phase I	600	330
Sanya Waste-to-energy Project Phase I	700	425
Shouguang Waste-to-energy Project Phase I	600	338
Zhenjiang Waste-to-energy Project Phase II	400	200
Boluo Waste-to-energy Project Phase I	700	447
Weifang Waste-to-energy Project Phase I	1,000	586
Changzhou Xinbei Waste-to-energy Project Phase I	800	420
Rizhao Waste-to-energy Project Phase I	600	350
Ningbo Waste-to-energy Project Phase II	500	190
Sub-total	8,900	4,876

41

Environmental Energy (3)

Projects under construction:

Project Name	Daily waste processing capacity (tonne)	Total Investment (RMB'mil)
Wujiang Waste-to-energy Project	1,500	890
Yiyang Waste-to-energy Project	800	372
Hangzhou Waste-to-energy Project	3,000	1,800
Tengzhou Waste-to-energy Project Phase I	600	339
Pei County Waste-to-energy Project Phase I	400	250
Pingdu Waste-to-energy Project	600	360
Sanya Waste-to-energy Project Phase II	350	166
Nanjing Waste-to-energy Project Phase II	2,000	987
Sub-total	9,250	5,164

42

Environmental Energy (4)

Projects in preparatory stage:

Project Name	Daily waste processing capacity (tonne)	Total Investment (RMB'mil)
Huidong Waste-to-energy Project	600	334
Yixing Waste-to-energy Project Phase II	300	151
Ningbo Ninghai Waste-to-energy Project Phase I	700	360
Heze Waste-to-energy Project Phase I	600	350
Ma'anshan Waste-to-energy Project Phase I	800	450
Nanjing Gaochun Waste-to-energy Project	500	260
Xinzheng Waste-to-energy Project Phase I	1,000	520
Suining Waste-to-energy Project	800	450
Laiwu Waste-to-energy Project	700	385
Xintai Waste-to-energy Project	600	339
Sub-total	6,600	3,599

43

Environmental Energy (5)

Projects in preparatory stage:

Project Name	Daily waste processing capacity (tonne)	Total Investment (RMB'mil)
Yongzhou Waste-to-energy Project Phase I	700	380
Ya'an Waste-to-energy Project Phase I	400	280
Suqian Waste-to-energy Project Phase II	400	236
Lankou Waste-to-energy Project Phase I	500	280
Chun'an Waste-to-energy Project	300	210
Zoucheng Waste-to-energy Project Phase I	600	353
Ju County Waste-to-energy Project Phase I	500	285
Sub-total	3,400	2,024

44

Environmental Energy (6)

Operating Projects:

Project Name	Average annual electricity generation capacity (kWh)	Total investment (RMB'mil)
Suzhou Methane-to-energy Project Phase I	18,000,000	28
Suzhou Methane-to-energy Project Phase II	9,000,000	13
Sub-total	27,000,000	41

45

Environmental Energy (7)

Operating Sludge Treatment Project :

Project Name	Daily processing capacity (tonne)	Total Investment (RMB'mil)
Sanya Sludge Treatment and Disposal Project	50	22
Sub-total	50	22

Food Waste Treatment Projects :

Project Name	Daily processing capacity (tonne)	Total Investment (RMB'mil)
Laiwu Food Waste Treatment Project (Under Construction)	100	50
Suqian Food Waste Treatment Project (in Preparatory stage)	100	79
Sub-total	200	129
Total for Environmental Energy	Daily household waste processing capacity: 37,800 tonnes Average annual electricity generation: 4,145,459,000 kWh Daily sludge treatment and disposal capacity: 50 tonnes Daily food waste processing capacity: 200 tonnes	20,427

46

Environmental Energy (8)

Expansion projects planned in the concession agreements:

Project Name	Daily waste processing capacity (tonnes)
Pizhou Waste-to-energy Project Phase II	400
Boluo Waste-to-energy Project Phase II	350
Shouguang Waste-to-energy Project Phase II	400
Weifang Waste-to-energy Project Phase II	500
Ningbo Ninghai Waste-to-energy Project Phase II	350
Rizhao Waste-to-energy Project Phase II	300
Heze Waste-to-energy Project Phase II	300
Ma'anshan Waste-to-energy Project Phase II	400
Changzhou Xinbei Waste-to-energy Project Phase II	700
Tengzhou Waste-to-energy Project Phase II	400
Pei County Waste-to-energy Project Phase II	400
Sub-total	4,500

47

Environmental Energy (9)

Expansion projects planned in the concession agreements:

Project Name	Daily waste processing capacity (tonnes)
Xinzheng Waste-to-energy Project Phase II	500
Pingdu Waste-to-energy Project Phase II	300
Laiwu Waste-to-energy Project Phase II	300
Xintai Waste-to-energy Project Phase II	300
Chun'an Waste-to-energy Project Phase II	300
Yongzhou Waste-to-energy Project Phase II	700
Ya'an Waste-to-energy Project Phase II	300
Lankao Waste-to-energy Project Phase II	300
Ju County Waste-to-energy Project Phase II	300
Zoucheng Waste-to-energy Project Phase II	300
Sub-total	3,600
Total	8,100

48

Environmental Protection Industrial Park

Industrial Park	Investment amount (RMB)	Expected no. of projects
Suzhou Everbright National Demonstrative Veinous Industrial Park	3.3 billion	>10
Suqian Everbright Environmental Protection Industrial Park	1.6 billion	6-8
Changzhou Everbright Environmental Protection Industrial Park	1 billion	9
Weifang Everbright Environmental Protection Industrial Park	3.7 billion	>10
Yixing Everbright Environmental Protection Veinous Industrial Park	HK\$2-3 billion	>10
Nanjing Everbright Environmental Protection Veinous Industrial Park	4.2 billion	>10
Zhenjiang New District Everbright Environmental Protection Industrial Park	HK\$1.5 billion	6-8
Lianyungang Xuwei New District Environmental Protection Veinous Industrial Park	0.6 billion	>10
Ganzhou Everbright Environmental Protection Veinous Industrial Park	2 billion	>10

49

Environmental Water (1)

Operating Projects:

Project Name	Daily waste water treatment capacity (m ³)	Total investment (RMB 'mil)
Qingdao Waste Water Treatment Project (Maidao & Haibohe Plants and upgrade project)	220,000	356
Zibo Waste Water Treatment Project (Southern & Northern Plants and upgrade project)	250,000	354
Zibo High-tech Zone Waste Water Treatment Project	100,000	150
Zibo Zhoucun Waste Water Treatment Project Phase I	40,000	70
Binzhou Boxing Waste Water Treatment Project (Phase I, upgrade and expansion project of Phase II)	80,000	149
Jinan Waste Water Treatment Project (Plant 1 & Plant 2 and upgrade and expansion projects)	500,000	707
Jinan Licheng Waste Water Treatment Project (Plant 3) Phase I and Expansion Project	200,000	333
Jinan Xike Waste Water Treatment Project (Plant 4)	30,000	73
Sub-total	Daily waste water treatment: 1,420,000	2,192

50

Environmental Water (2)

Operating Projects:

Project Name	Daily waste water treatment capacity (m ³)	Total investment (RMB 'mil)
Ling County Plant 2 BOT Project	30,000	58
Ling County Plant 1 TOT Project & Upgrade project	30,000	48
Jiangyin Waste Water Treatment Project (acquisition and upgrade)	190,000	530
Dezhou Nanyunhe Waste Water Treatment Project Phase I	75,000	150
Ju County Waste Water Treatment Project	40,000	103
Zhangqiu Waste Water Treatment Project	30,000	61
Zibo Reusable Water Project Phase I	annual supply: 1,750,000	44
Jinan Licheng Reusable Water Project	annual supply: 15,330,000	31
Jiangyin Reusable Water Project	annual supply: 3,500,000	73
Zibo Reusable Water Project Phase II	annual supply: 1,750,000	15
Sub-total	Daily waste water treatment: 395,000 Annual reusable water supply: 22,330,000	1,113

51

Environmental Water (3)

Operating Projects:

Project Name	Daily waste water treatment capacity (m ³)	Total investment (RMB 'mil)
Zibo Waste Water Source Heat Pump Project Phase I	service area: 125,000m ²	58
Zibo Ceramic Park Heat Pump Project	service area: 187,000m ²	93
Binzhou Development Zone Waste Water Treatment Project Phase I	40,000	70
Kunshan Development Zone Waste Water Treatment Project Phase I	25,000	68
Kunshan Development Zone Waste Water Treatment Project Phase II	25,000	16
Yangzhou Jiangdu Development Zone Waste Water Treatment Project Phase I	12,500	25
Lianyungang Dapu Waste Water Treatment Project	100,000	140
Nanjing Pukou Waste Water Treatment Project Phase II and upgrading	40,000	149
Acquired 15 plants from Dongdai	94,500	1,836
Sub-total	Daily waste water treatment: 1,187,500 Service area: 312,000m²	2,455

52

Environmental Water (4)

Operating Projects:

Project Name	Daily waste water treatment capacity (m ³)	Total investment (RMB 'mil)
Lianyungang Xugou Waste Water Treatment Project Phase I	40,000	100
Nanjing Pukou Waste Water Treatment Project Phase I	40,000	111
Suzhou Wuzhong Chengnan Waste Water Treatment Project Phase I	75,000	559
Nanjing Liuhe Waste Water Treatment Project Phase I	20,000	63
Nanjing Liuhe Waste Water Treatment Project Phase II	20,000	98
Daxing Tiantanghe Waste Water Treatment Project Phase I	40,000	101
Xianyang Waste Water Treatment Project Phase I	100,000	101
Xianyang Waste Water Treatment Project Phase II	100,000	140
Yangzhou Jiangdu Development Zone Waste Water Treatment Project Phase II and Upgrade	12,500	66
Sanmenxia Waste Water Treatment Project Phase I	30,000	74
Sub-total	Daily waste water treatment: 477,500	1,413

53

Environmental Water (5)

Transferred Project:

Project Name	Daily treatment capacity (m ³)	Total investment (RMB 'mil)
Xinyi BT Waste Water Treatment Project Phase I	Daily waste water treatment capacity 10,000	62
Xinyi Surface Water BT Project	Daily surface water supply 100,000	385
Sub-total		447

54

Environmental Water (6)

Projects under construction:

Project Name	Daily waste water treatment capacity (m ³)	Total investment (RMB 'mil)
Suzhou Wuzhong Chengnan Waste Water Treatment Project Phase II and upgrading	75,000	225
Jinan Waste Water Treatment Project Plant 1 Expansion project	50,000	115
Beijing Daxing Tiantanghe Waste Water Treatment Project Phase II and upgrade project	40,000	228
Dalian Liangjiadian Waste Water Treatment Project Phase 1	20,000	25
Sub-total	Daily waste water treatment: 185,000	593

55

Environmental Water (7)

Projects in Preparation:

Project Name	Daily waste water treatment capacity (m ³)	Total investment (RMB 'mil)
Dezhou Nanyunhe Waste Water Treatment Project Phase II	75,000	80
Jinan Xike Waste Water Treatment Project Phase II	70,000	240
Pulandian Waste Water Treatment Project Phase II	20,000	9
Nanjing Pukou Reusable Project Phase I	annual supply: 7,300,000	46
Sub-total	Daily waste water treatment: 165,000 Annual reusable water supply: 7,300,000	375
Total for Environmental Water	Annual waste water treatment: 1,397,950,000m³ Annual reusable water supply: 29,630,000m³ Service area: 312,000m²	8,588

56

Greentech (1)

Operating Photovoltaic Energy Projects:

Project Name	Average annual electricity generation capacity (kWh)	Total investment (RMB 'mil)
Shenzhen Rooftop Photovoltaic Energy Project	1,480,000	28
Changzhou Rooftop Photovoltaic Energy Project	4,113,000	79
Suqian Rooftop Photovoltaic Energy Project Phase I	2,205,000	53
Suqian Rooftop Photovoltaic Energy Project Phase II	6,198,000	104
Zhenjiang Rooftop Photovoltaic Energy Project	11,680,000	143
Zhenjiang Ground Photovoltaic Energy Project	4,059,000	69
Huaining Ground Photovoltaic Energy Project	2,170,000	51
German Ground Photovoltaic Energy Project	3,611,000	68
Sub-total	35,516,000	576

57

Greentech (2)

Operating Biomass Integrated Utilisation Projects:

Project Name	Average annual electricity generation capacity (kWh)	Annual agricultural waste and straw processing capacity (tonnes)	Total investment (RMB 'mil)
Dangshan Biomass Power Generation Project	184,000,000	300,000	312
Hanshan Biomass Power Generation Project	184,000,000	300,000	322
Sub-total	368,000,000	600,000	634

58

Greentech (3)

Biomass Integrated Utilisation Projects under construction:

Project Name	Average annual electricity generation capacity (kWh)	Annual agricultural waste and straw processing capacity (tonnes)	Total investment (RMB 'mil)
Xuyi Biomass Integrated Utilisation Project	Annual heat volume: 370,000 tonnes Electricity: 106,000,000 kWh	300,000	301
Sucheng Biomass Integrated Utilisation Project	Annual heat volume: 350,400 tonnes	120,000	175
Dangshan Waste-to-energy Project Phase I (Urban-rural integration project)	Daily household waste processing capacity: 400 tonnes Electricity: 41,000,000 kWh		250
Huaiyuan Biomass Integrated Utilisation Project	200,000,000	280,000	330
Dingyuan Biomass Integrated Utilisation Project	200,000,000	300,000	320
Nanqiao Biomass Power Generation Project	200,000,000	300,000	320
Rugao Biomass Power Generation Project	213,000,000	280,000	320
Sub-total	Annual electricity: 960,000,000 kWh Annual heat volume: 720,400 tonnes Daily household waste processing capacity: 400 tonnes	1,580,000	2,016

59

Greentech (4)

Biomass Integrated Utilisation Projects in preparatory stage:

Project Name	Average annual electricity generation capacity (kWh)	Annual agricultural waste and straw processing capacity (tonnes)	Total investment (RMB 'mil)
Lingbi Biomass Integrated Utilisation Project (Urban-rural integration project)	200,000,000	300,000	320
Lingbi Waste-to-energy Project Phase I (Urban-rural integration project)	Daily household waste processing capacity: 500 tonnes Electricity: 47,000,000		250
Xiao County Biomass Power Cogeneration Project (Urban-rural integration project)	200,000,000	300,000	320
Xiao County Waste-to-energy Project (Urban-rural integration project)	Daily household waste processing capacity: 400 tonnes Electricity: 48,000,000		250
Mianzhu Biomass Power Generation Project (Urban-rural integration project)	200,000,000	300,000	320
Mianzhu Waste-to-energy Project (Urban-rural integration project)	Daily household waste processing capacity: 300 tonnes Electricity: 32,500,000		180
Sub-total	Annual electricity: 727,500,000 Daily household waste processing capacity: 1200 tonnes	900,000	1,640

60

Greentech (5)

Biomass Integrated Utilisation Projects in preparatory stage:

Project Name	Average annual electricity generation capacity (kWh)	Annual agricultural waste and straw processing capacity (tonnes)	Total investment (RMB 'mil)
Guanyun Biomass Cogeneration Project (Urban-rural integration project)	Annual heat volume: 70,000 tonnes Electricity: 191,000,000 Annual pellet production capacity: 16,000 tonnes	290,000	320
Guanyun MSW-Fired Cogeneration Project (Urban-rural integration project)	Daily household waste processing capacity: 500 tonnes Annual heat volume: 240,000 tonnes Annual electricity: 64,000,000		270
Fengyang Biomass Power Generation Projects (Urban-rural integration project)	214,000,000	300,000	320
Fengyang Waste-to-energy Project (Urban-rural integration project)	Daily household waste processing capacity: 400 tonnes Annual electricity: 44,000,000		230
Sub-total	Annual electricity: 513,000,000 Annual heat volume: 310,000 tonnes Daily household waste processing capacity: 900 tonnes Annual pellet production capacity: 16,000 tonnes	590,000	1,140

61

Greentech (6)

Biomass Integrated Utilisation Projects in preparatory stage:

Project Name	Average annual electricity generation capacity (kWh)	Annual agricultural waste and straw processing capacity (tonnes)	Total investment (RMB 'mil)
Luihe Biomass Cogeneration Project (Urban-rural integration project)	Annual heat volume: 229,700 tonnes Electricity: 112,000,000	150,000	245
Luihe MSW-Fired Cogeneration Project (Urban-rural integration project)	Daily household waste processing capacity: 500 tonnes Annual heat volume: 110,400 tonnes Annual electricity: 7,170,000		280
Huaiyin Biomass Power Generation Projects (Urban-rural integration project)	107,500,000	150,000	240
Huaiyin MSW-Fired Cogeneration Project (Urban-rural integration project)	Daily household waste processing capacity: 500 tonnes Annual electricity: 57,000,000		250
Sub-total	Annual electricity: 283,670,000 Annual heat volume: 340,100 tonnes Daily household waste processing capacity: 1,000 tonnes	300,000	1,015

62

Greentech (7)

Operating Industrial solid waste and hazardous waste treatment projects:

Project Name	Designed Storage Capacity (m ³)	Annual Processing Capacity (tonnes)	Total Investment (RMB'mil)
Suzhou Industrial Solid Waste Landfill Project Phase I	100,000		78
Suzhou Industrial Solid Waste Landfill Project Phase II	370,000	40,000	36
Suqian Hazardous Solid Waste Landfill Project Phase I	300,000	20,000	99
Lianyungang Hazardous Waste Treatment Project		3,650	26
Sub-total	770,000	63,650	239

63

Greentech (8)

Operating Industrial solid waste and hazardous waste treatment projects:

Project Name	Designed Storage Capacity (m ³)	Average Annual Processing Capacity (tonnes)	Total Investment (RMB'mil)
Zibo Integrated Hazardous Solid Waste Treatment Project Phase I		Incineration processing capacity: 9,900	132
Xinyi Hazardous Solid Waste Treatment Project		Incineration processing capacity: 9,500	100
Binhai Hazardous Solid Waste Landfill Project	600,000	30,000	186
Guanyun Hazardous Solid Waste Landfill Project Phase I	344,000	20,000	139
Sub-total	944,000	Annual landfill: 50,000 Annual hazardous solid waste incineration processing capacity: 19,400	557

64

Greentech (9)

Industrial solid waste and hazardous waste treatment projects in preparatory stage:

Project Name	Designed Storage Capacity (m ³)	Average Annual Processing Capacity (tonnes)	Total Investment (RMB'mil)
Shouguang Integrated Hazardous Solid Waste Treatment Project	500,000	20,000	157
Lianyungang Hazardous Waste Treatment Project extension	N/A	Incineration processing capacity: 10,000	99
Zibo Integrated Hazardous Solid Waste Treatment Project Phase II	N/A	Incineration processing capacity: 30,100 Physico-chemical processing capacity: 50,000	268
Changzhou Hazardous Solid Waste Treatment Project	N/A	Incineration processing capacity: 30,000	280
Zibo Integrated Hazardous Solid Waste Treatment Project	300,000	20,000	170
Sub-total	800,000	Annual landfill: 40,000 Annual hazardous solid waste incineration processing capacity: 70,100 Annual physico-chemical processing capacity: 50,000	974

65

Greentech (10)

Wind Power Projects under construction:

Project Name	Average annual electricity generation capacity (kWh)	Total investment (RMB 'mil)
Ningwu Wind Power Project (Changfangshan & Zhaojiashan)	230,000,000	848
Sub-total	230,000,000	848
Total for Greentech	Annual electricity: 3,117,686,000 kWh Annual heat: 1,370,500 tonnes Annual agricultural waste and straw processing capacity: 3,970,000 tonnes Annual pellet production capacity: 16,000 tonnes Annual household waste processing capacity: 1,277,500 tonnes Annual industrial and hazardous solid waste processing capacity: 293,150 tonnes	9,639

66

Greentech (11)

Expansion projects planned in the concession agreements:

Project Name	Daily waste processing capacity (tonnes)
Xiao County Waste-to-energy Project Phase II (Urban-rural integration project)	400
Mianzhu Waste-to-energy Project Phase II (Urban-rural integration project)	300
Huaiyin MSW-Fired Cogeneration Project Phase II (Urban-rural integration project)	500
Fengyang Waste-to-energy Project Phase II (Urban-rural integration project)	400
Total	1,600

67

Environmental Equipment Manufacturing

Operating project:

Project Name	Date of Commercial Operation	Total investment (RMB 'mil)
Changzhou Environmental Protection Equipment Manufacturing Centre Phase I	Sept 2012	89
Changzhou Environmental Protection Equipment Manufacturing Centre Phase II	2015	120
Total		209

68